

ViralPDF™ :: Silver Edition

User Manual v2.0



“The World’s First for PDF Rebranding”

-8-Your Name-8-

-8-Your Company Name-8-

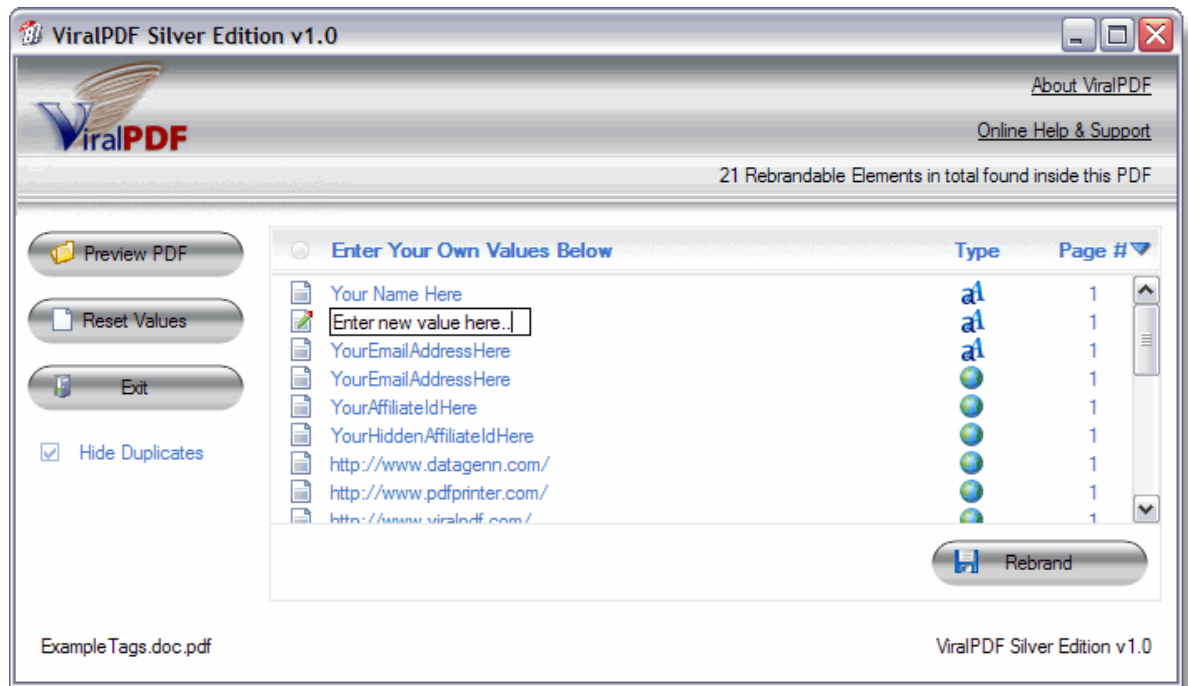
Contact: -8-Your WebSite Name-8-

Table of Contents

ViralPDF™ :: Silver Edition	1
“The World’s First for PDF Rebranding”	1
Table of Contents.....	2
Using the Rebrander.....	3
Progress Indicator	3
How can I see the PDF before it is Rebranded?	4
1. Replacing / Rebranding Text & Links	4
2. Saving Your Changes	5
How to Check If You Have a Valid Copy of ViralPDF	6
Glossary.....	7

Using the Rebrander

Below is a screenshot of what you will see when you open the Rebrander... (Some portions may differ, eg: actual list of text and Hyperlinks displayed, PDF Filename, etc)



Progress Indicator

When the application is loaded you will see a progress bar at the bottom left of the screen displaying the start-up progress

Under normal circumstances the user will not notice the progress bar because start-up is typically very fast (less than 2 seconds). Its purpose is primarily for heavy-duty PDFs containing hundreds of links that require Rebranding.

How can I see the PDF before it is Rebranded?

There is a button at the top-left of the Rebrander named **Preview** that - when clicked - will extract and display the unbranded PDF file for you.



This is a convenient way of getting an idea about what you are working on before applying the Rebranding process.

Clicking this button is not a necessary step for Rebranding. I have added it purely as a convenience. Its aim is to reduce your support requests by answering the question *“What does this PDF look like?”* before it is Rebranded.


1. Replacing / Rebranding Text & Links


It doesn't get any easier than this.

You click on the item you want to rebrand. The selected item instantly becomes editable (just like in a Word Processor) and you can modify it to whatever URL or text you choose.

While editing a text item or Hyperlink, the icon next to it changes from  to  in order to clearly indicate you are modifying this item.

How do I know which items I've modified?

It is very easy to see which items have been modified from their original values. All modified Text and Hyperlinks have a  icon next to them when their value has been changed by the user.

If at any time the original value is re-entered after it was modified, ViralPDF remembers what the original value was and will display the **unmodified item** icon  next to it once again because this item has been returned to its original form.

How can I start from scratch if I screw it all up?

Again, this is a one-click process to restore the original values to what they were when you loaded the Rebrander. Just click on the **Reset Values** button on the left-hand side of the Rebrander.

2. Saving Your Changes

Once you're satisfied you have made the necessary modifications to the available Text and Hyperlinks, you can click the **Rebrand** button at the bottom-right to Rebrand your PDF; effectively Saving your changes.

Job done!

How to Check If You Have a Valid Copy of ViralPDF

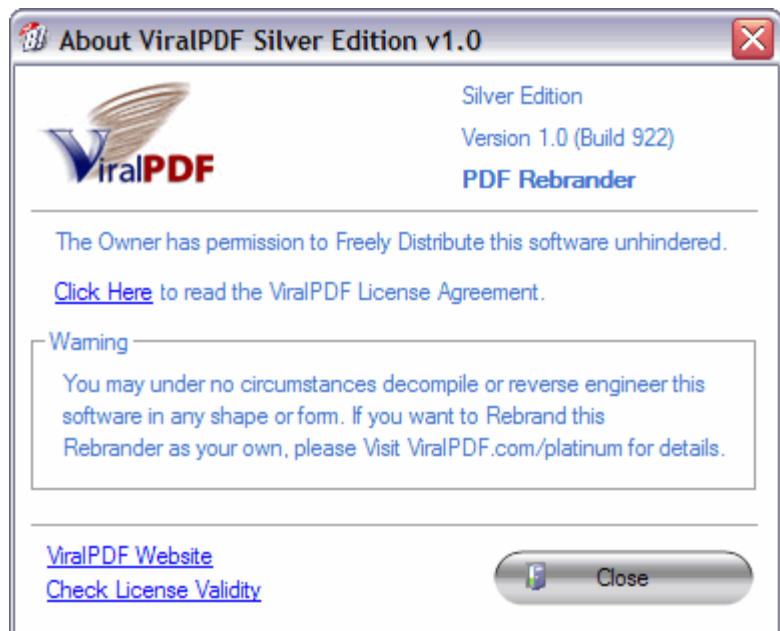
In an effort to stop unscrupulous people from distributing unregistered copies of ViralPDF disguised as Registered copies and to give every legitimate owner of a Licensed copy of ViralPDF peace of mind, I have added a quick check for anybody wishing to find out if their copy is 'the real deal' and legitimate.

There is a **Check License Validity** link in the **About Box** of the **Signing App** and also in the Rebrander. When you click this link it will open a Webpage that will display a personalized **Certificate of Authenticity** to the user if their License is either within a 30 day trial period or is a genuinely licensed copy.

All requests to this Page that do not fall within the 30 day trial or provide a non valid license key are directed to Purchase a copy of **ViralPDF**.

A Note about Privacy

ALL requests to the 'Certificate of Authenticity' webpage are logged in my private database by my servers and no personally identifying information apart from product key, application id, affiliate id, date and IP Address are passed to it from the ViralPDF application.



Glossary

Reference source: Wikipedia.org

PDF:

Portable Document Format (PDF) is a file format proprietary to Adobe Systems for representing two-dimensional documents in a device independent and resolution independent fixed-layout document format. Each PDF file encapsulates a complete description of a 2D document (and, with the advent of Acrobat 3D, embedded 3D documents) that includes the text, fonts, images, and 2D vector graphics that compose the document.

PDF Security:

PDFs may be encrypted so that a password is needed to view or edit the contents. The PDF Reference defines both 40-bit and 128-bit encryption, both making use of a complex system of RC4 and MD5. The PDF Reference also defines ways in which third parties can define their own encryption systems for use in PDF.

Rebranding:

Rebranding is the process by which a product or service developed with one brand or company or product line affiliation is marketed or distributed with a different identity. This involves radical changes to the brand's logo, brand name, image, marketing strategy, and advertising themes. It usually results in the repositioning of the brand / company. It may just involve merely superficial changes. Rebranding can be applied to either new products, mature products, or even unfinished products.

Hyperlink:

A hyperlink (often referred to as simply a link), is a reference or navigation element in a document to another section of the same document, another document, or a specified section of another document, that automatically brings the referred information to the user when the navigation element is selected by the user.

URL:

A Uniform Resource Locator (URL) is a technical, Web-related term used in two distinct meanings:
in popular usage, it is a widespread synonym for Uniform Resource Identifier (URI)—many popular and technical texts will use the term "URL" when referring to URI;
in strict technical usage, it is a subset of URI specific to identifiers who are primarily locators.